



CONTAINER 600x400x320 mm.

1504



WITH SHORT SIDE OPENING

1507



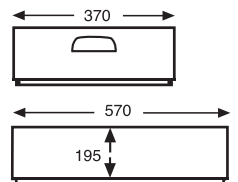
WITH LONG SIDE OPENING

R-2-A SOLID CONTAINER WITH OPEN HANDLE GRIP

External Dimensions	Weight	Capacity	Color	Material	Un. Pallet
L.600; W.400; h.200 mm.	2.000 kg.	40 liters	<input type="checkbox"/> <input type="checkbox"/>	HDPE	48



Internal Dimensions (mm.)

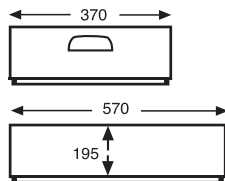


R-2 PERFORATED SOLID BOTTOM CONTAINER

External Dimensions	Weight	Capacity	Color	Material	Un. Pallet
L.600; W.400; h.200 mm.	1.750 kg.	40 liters	<input type="checkbox"/> <input type="checkbox"/>	HDPE	48



Internal Dimensions (mm.)

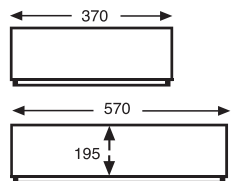


R-2-C SOLID CONTAINER WITH CLOSED HANDLE GRIP

External Dimensions	Weight	Capacity	Color	Material	Un. Pallet
L.600; W.400; h.200 mm.	2.100 kg.	40 liters	<input type="checkbox"/> <input type="checkbox"/>	HDPE	48



Internal Dimensions (mm.)



3270 LID FOR REFERENCE R-2, R-2-A, AND R-2-C

External Dimensions	Weight	Color	Material
L.600; W.400 mm.	0.850 kg.	<input type="checkbox"/> <input type="checkbox"/>	HDPE



6400 LID 600X400 MM.

External Dimensions	Weight	Color	Material
L.600; W.400 mm.	0.815 kg.	<input type="checkbox"/> <input type="checkbox"/>	HDPE

